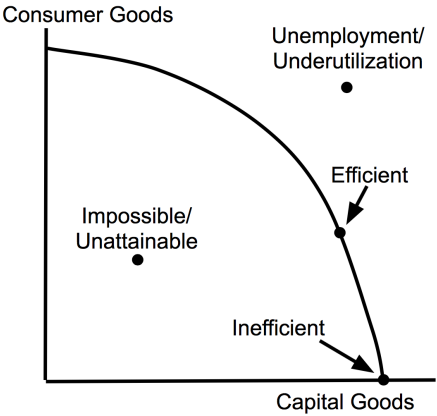
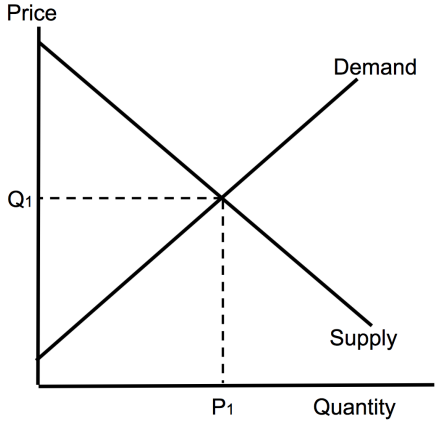
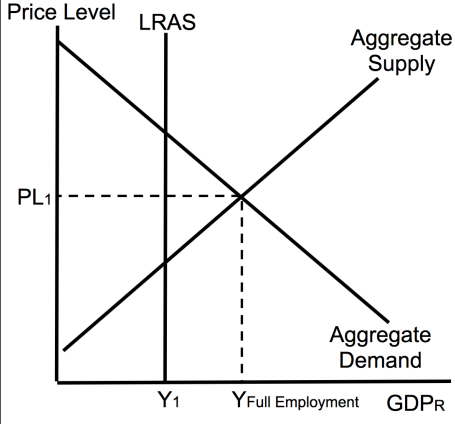
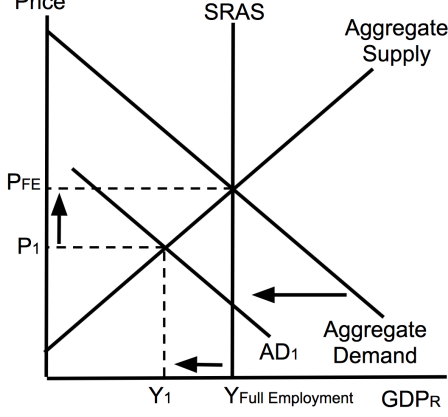
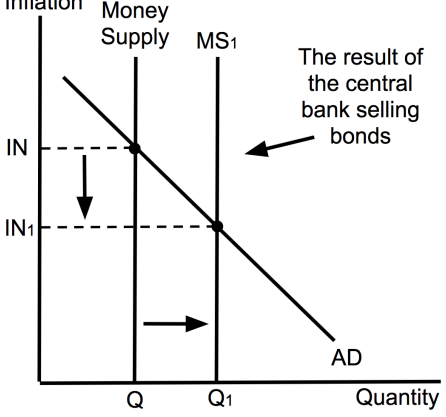
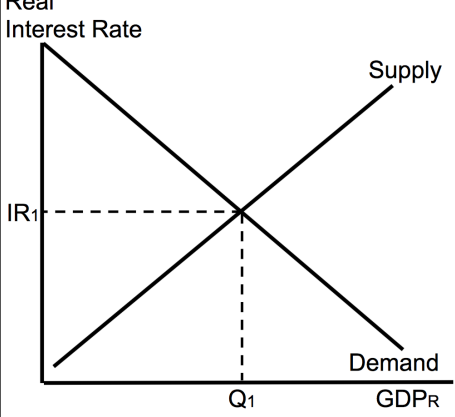
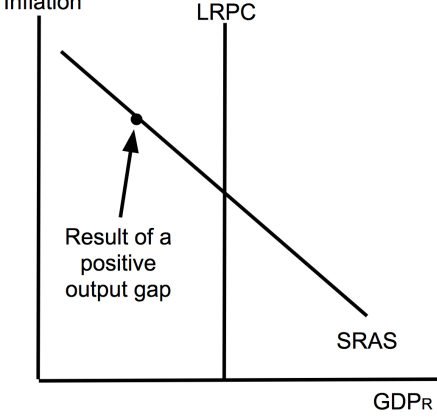
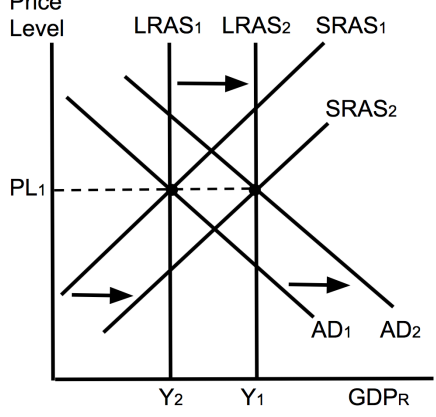
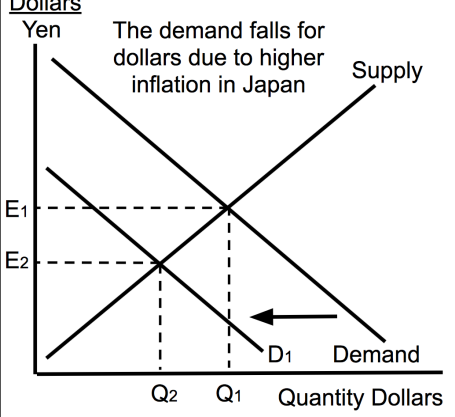




Macroeconomics Review

What's Wrong with this Picture?

Directions- List the mistakes under each graph then watch the [YouTube video](#) to check your answers.

<p>Unit 1: Production Possibilities</p>  <p>Mistakes:</p>	<p>Unit 1: Market Supply and Demand</p>  <p>Mistakes:</p>	<p>Unit 3: Positive Output Gap</p>  <p>Mistakes:</p>
<p>Unit 3: More Consumer Spending</p>  <p>Mistakes:</p>	<p>Unit 4: Money Market</p>  <p>Mistakes:</p>	<p>Unit 4: Loanable Funds</p>  <p>Mistakes:</p>
<p>Unit 5: Phillips Curve</p>  <p>Mistakes:</p>	<p>Unit 5: Economic Growth</p>  <p>Mistakes:</p>	<p>Unit 6: Foreign Exchange (Dollars)</p> <p><u>Dollars</u> Yen</p> <p>The demand falls for dollars due to higher inflation in Japan</p>  <p>Mistakes:</p>